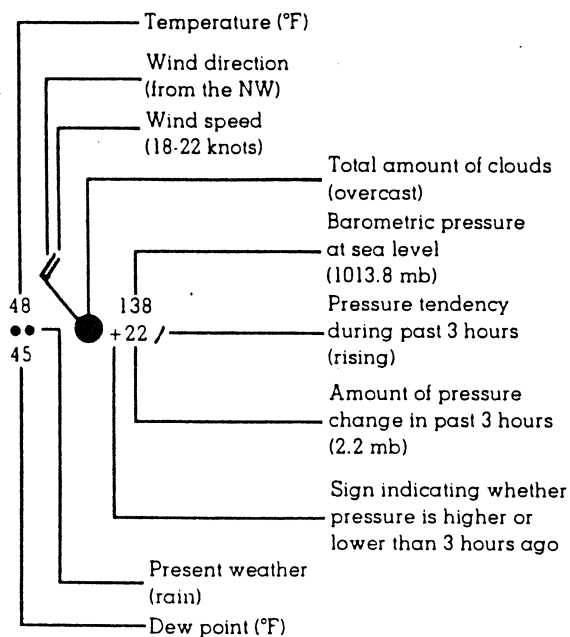
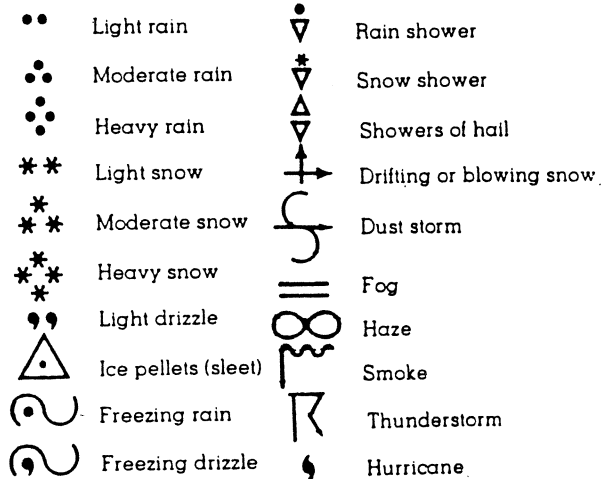


Appendix B Weather Symbols and the Station Model

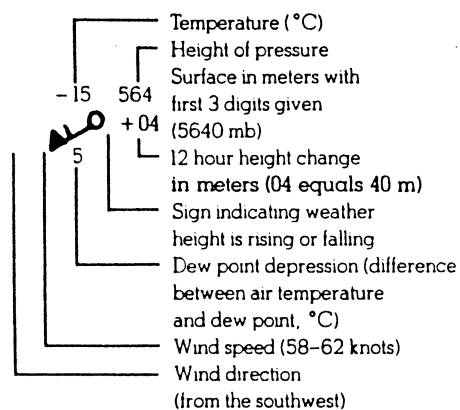
Simplified Surface-Station Model



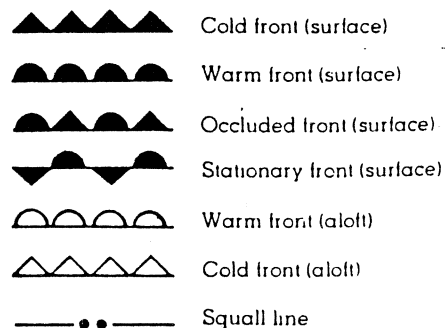
Common Weather Symbols













Upper-Air Model (500 mb)












Front Symbols



Total Sky Cover



















-  No clouds
-  Less than one-tenth or one-tenth
-  Two tenths or three-tenths
-  Four-tenths
-  Five-tenths
-  Six-tenths
-  Seven-tenths or eight-tenths
-  Nine-tenths or overcast with openings
-  Completely overcast
-  Sky obscured

Pressure Tendency

-  Rising, then falling
 -  Rising, then steady; or rising, then rising more slowly
 -  Rising steadily, or unsteadily
 -  Falling or steady, then rising; or rising, then rising more quickly
 -  Steady, same as 3 hours ago
 -  Falling, then rising, same or lower than 3 hours ago
 -  Falling, then steady; or falling, then falling more slowly
 -  Falling steadily, or unsteadily
 -  Steady or rising, then falling; or falling, then falling more quickly
- } Barometer now higher than 3 hours ago

} Barometer now lower than 3 hours ago

Wind Entries

	Miles (Statute) Per Hour	Knots	Kilometers Per Hour
	Calm	Calm	Calm
	1-2	1-2	1-3
	3-8	3-7	4-13
	9-14	8-12	14-19
	15-20	13-17	20-32
	21-25	18-22	33-40
	26-31	23-27	41-50
	32-37	28-32	51-60
	38-43	33-37	61-69
	44-49	38-42	70-79
	50-54	43-47	80-87
	55-60	48-52	88-96
	61-66	53-57	97-106
	67-71	58-62	107-114
	72-77	63-67	115-124
	78-83	68-72	125-134
	84-89	73-77	135-143
	119-123	103-107	144-198

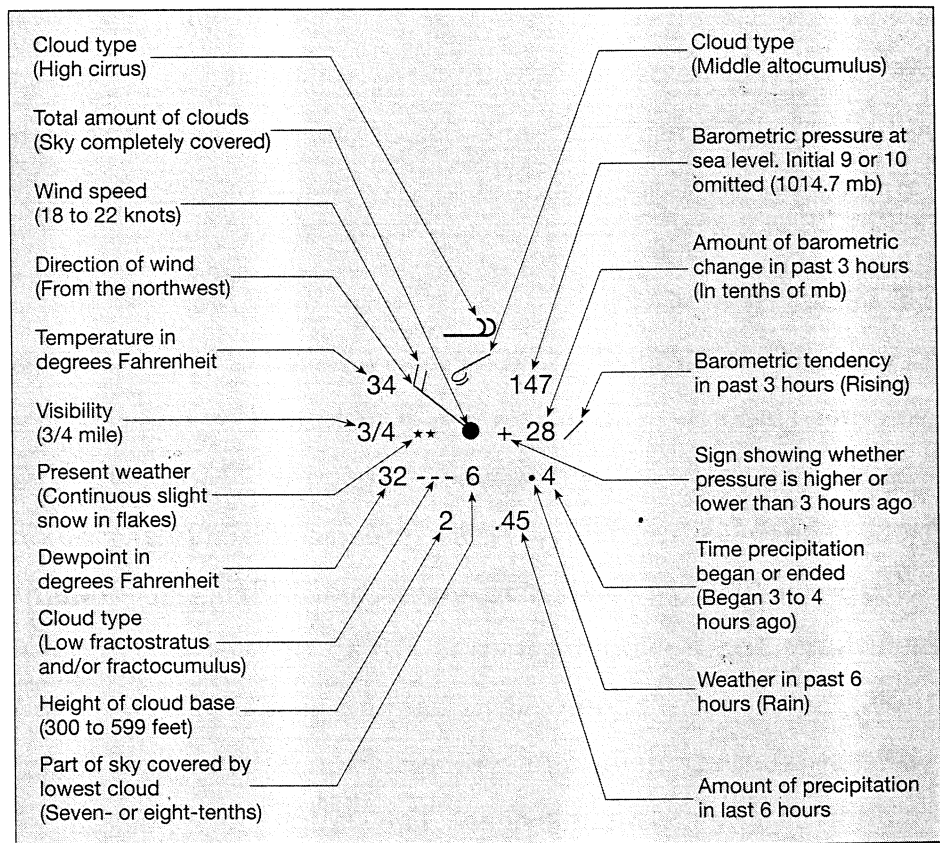


Figure 1. WMO station model.